

A set of role design, dynamic display of roles

RATIONALE

In the process of creating and designing various animation works, role design is a vital part that can have a significant impact on the style of the entire work and storyline. In the animation, the role is important, and this sign does not only exist in the work itself. The character image of excellent work is an embodiment of a value, or a particular expression, even a symbol of an era. I like the character design, and I also want to create a role that makes everyone impressed. This is what I want to do in my semester. Second, I want to try how natural elements are integrated with character roles, such as fire, water, lightning, and combine natural elements and roles. If they had these skills, what would their weapons and the moves they used to fight look like. I think this will create an exciting animation.

CONTEXT


At the core part of the art design during the design of the character design in all animated works, it is also part of the first-stage creation of the work, and the success of the character design will bring a good impact on the entire animation and will work art. Quality and artistic style brought an incredible impact. I think that animation roles are the soul of animation works. Good work must have a good role image and character, such as "Demon Slayer" "Tom and Jerry" "SpongeBob SquarePants" The protagonist in these animations With a positive life attitude, optimistic character characteristics, the most distinctive modeling creates a wide favorite. It dramatically improves the business value of the work. An excellent role design is a premise and foundation for the success of animation work. Although the audience is likely to gradually forget the work's plot, it is often in the audience. In mind, the audience will not be forgotten for a long time.



SpongeBob SquarePants

THE SKELETON FOUNDATION

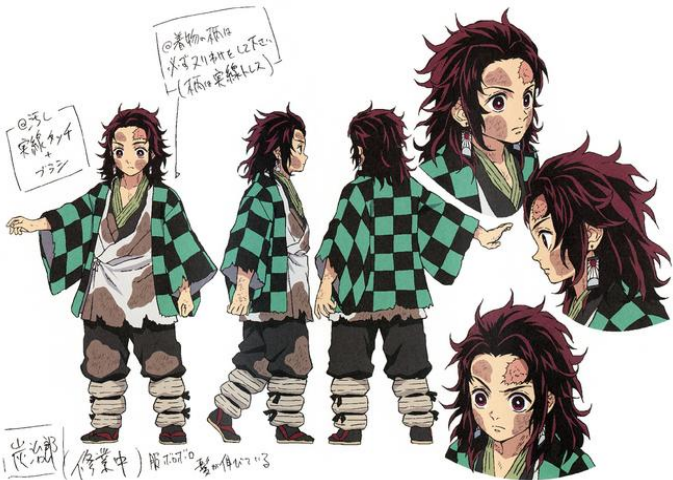
BUILD THE CARTOON UP FROM A ROUGH SKELETON -- DON'T EXPECT TO GET THE RIGHT SKELETON THE FIRST TRY ALWAYS -- NO ONE CAN DO THAT -- EXPERIMENT -- DISCARD -- MAKE SEVERAL THEN PICK THE BEST ONE -- HERE ARE THE ACADEMY AWARD WINNERS "TOM + JERRY" (WHO APPEAR IN M.G.M. PICTURES) TO GIVE YOU AN IDEA HOW IT'S DONE -- WORK LOOSE ON CONSTRUCTION.



WORK OUT A SKELETON -- CONSTRUCT BODY MASSES AROUND IT -- THEN BUILD DETAILS OVER THIS



Tom and Jerry



skills animation examexample
: <https://b23.tv/8V19pq7>



Demon Slayer

METHODS

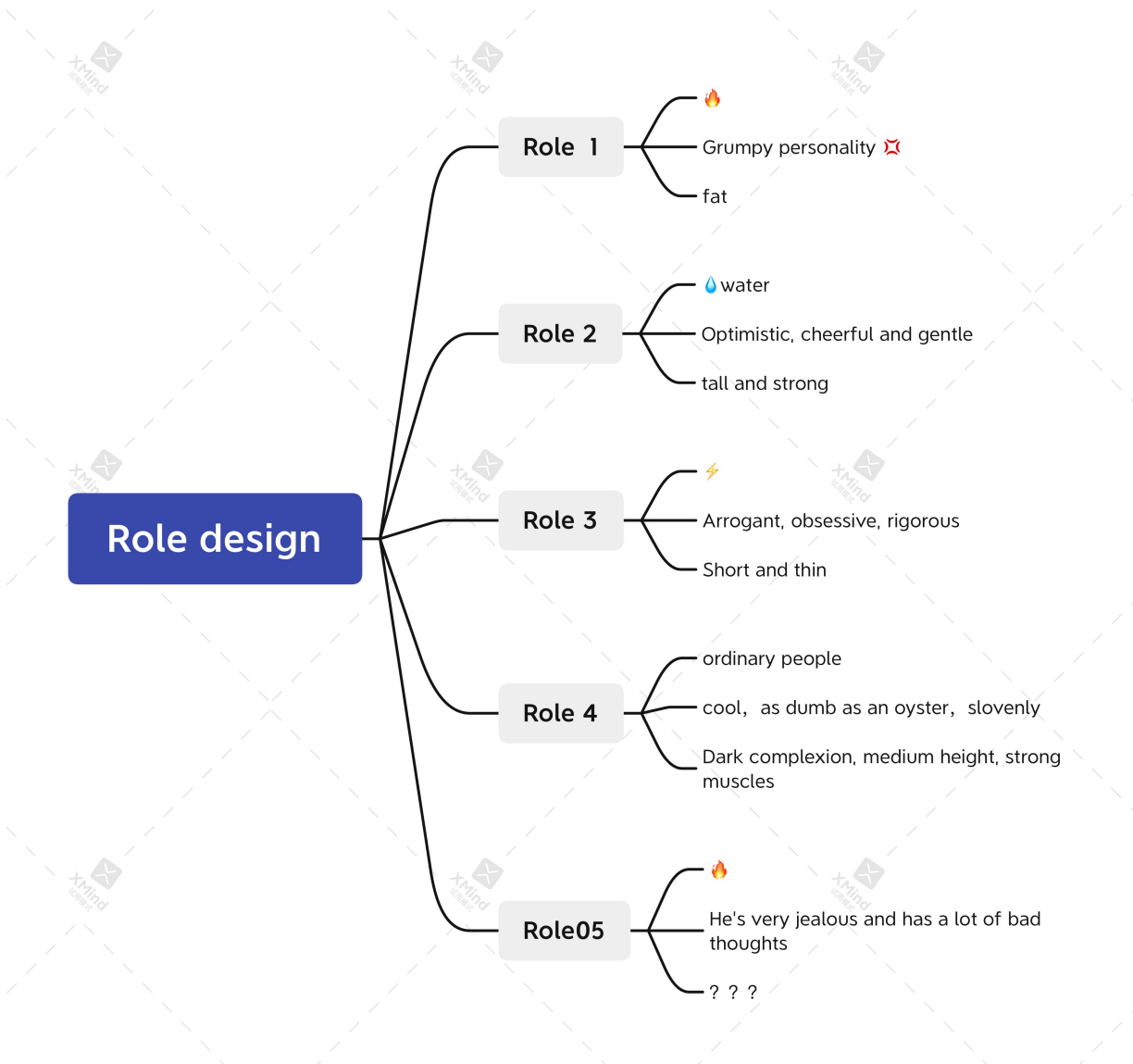
Photoshop Animate After Effects

OUTCOMES

I will create five characters, and they have their capabilities. They can use fire, thunder, water, and other natural strength.

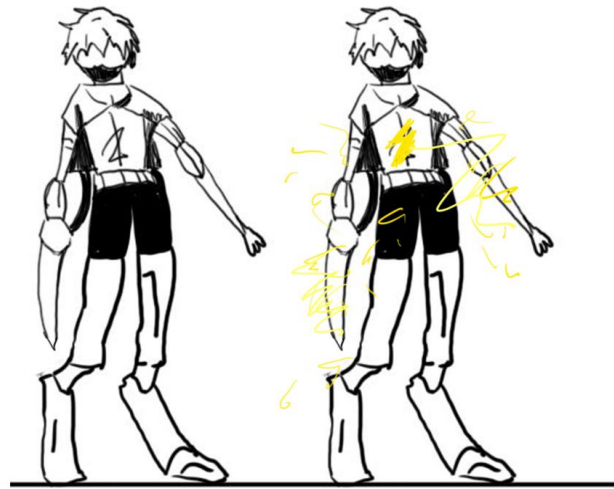
I will draw three-views, dynamic expression chart (four emotions of joys and sorrows), Pose drawing, character scale drawing, animation of each character using their own skills., each character uses your skills. I will write each role's story and the worldview.

The formation of these roles originated from my dream, I will dream about the content, and I have completed the character characteristics of the characters and their respective stories, their image has always been in my mind, I really want to visualize these characters in my mind in this course, hoping to create interesting animated characters!!!



This is my brief review of these five characters, Images, personalities and the natural forces they use

draft sketch



Very simple skill animation try :

https://drive.google.com/file/d/1eIEeVgCY2BRgSSXhj24FDc_kIG6OV4rK/view?usp=drivesdk