

Studio 1

Folio 1 - Plan

Lu Zhang (Luna)

What and why?

In this project, I want to do a 2D animation. I hope I can finish all the preparations in six weeks, including character design, background design, music and story. I hope to take the relationship of emotion and color as the theme. I want to experiment with strong colors and different lines to show people's emotions. It doesn't need a complete and detailed story.

I hope it can fully express the protagonist's emotions. I hope the audience can guess what this person has experienced, so I will weaken the plot. By doing this project, I hope to maximize the appeal of emotion in the form of animation.



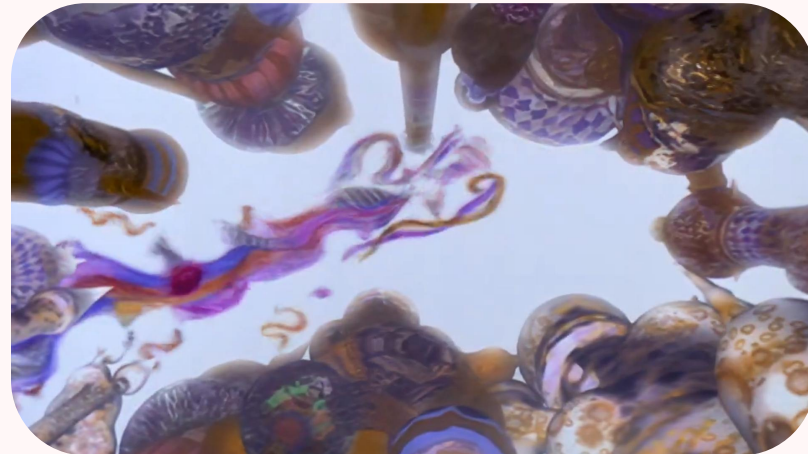
Rationale: Intention

01

2.Context: field


Using lines and colors, abstract stories are used to express a mood and inspiration in 2D animation. The idea has been around for a long time. Based on the different feelings and styles of each author, this form of animation is always full of freshness.

Line and color, and the weakened plot, make these animations have a unique artistic atmosphere, but also full of infectious.



Filmharmonic -1001 Night, which was released in Los Angeles in March 1998 by the famous Japanese artist Yoshitaka Amano, is a story told by emotions, lines, weird colors and abstract images.


Filmharmonic -1001 Night, which was released in Los Angeles in March 1998 by the famous Japanese artist Yoshitaka Amano, is a story told by emotions, lines, weird colors and abstract images.



3.Method

In this animation, I will use color in a large area. These colors and lines are generated according to my records of various emotions, and then used in animation. I will design a story for this character and use my recorded emotions, including colors and lines. However, in the animation, I will use colors and some lines to only express the character's inner world. I want the audience to guess what kind of story the story is, or what the character has experienced.

4. Production: tools & timeline



Tools:

Procreate, AE and PS.

Timeline:

Week 1 - Character design

Week 2 - Recording emotions and colors throughout the week

Week 3 - Storyboard


Week 4 - Animatic, background music and some sound effects

Week 5 - Style frame

Week 6 - 10 Completing the animation

Week 11 - Adding sound effects and music

Week 12 - Complete animation



5.Outcome

A colorful animated short film.