

CPS Folio1

Week 1 Observation

Context

This is my observation object, my pet named tony, a Thailand half moon betta.

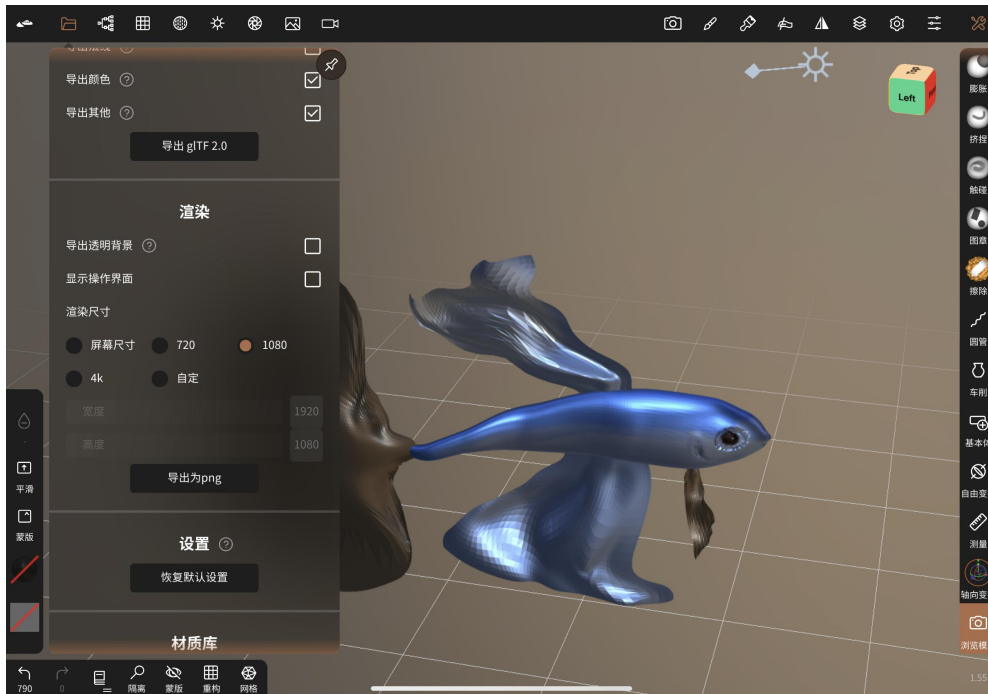



Reflective

In response to the theme of observation, I used Nomad to make a 3D model of my fish, the model is very simple and I used metallic materials to make it a little more artistic. I learned through this model that it is difficult to build a model of a creature, and that it needs more surfaces to keep the creature moving. For example, the tail of a fish needs a lot of faces to make it move better when it is moving in the water like a real one. This is related work created by Nomad, A monster modeling by Small Robot Studio.

<https://www.youtube.com/watch?v=Ep0yFynPVVg>





Week 2 Tinkering

Context

I want to make a series of cute and funny little animation or gif with an ipad app called FlipClip, I never used before. Hope they can become interesting memes.

<https://www.youtube.com/watch?v=yCWwVjNGo64>

Reflective

In response to the theme of Tinkering, I make a series of gifs to show a cute fruit in motion, such as watermelon skipping rope. And I get some understanding of the tools of FlipaClip software. By doing these gifs frame by frame, I found that hand-painting frame by frame will bring a different feeling to the picture and also need very skilled motion drawing.

Similar work has been produced by Guangzhou 95 years Animation limited company, "Please eat Little Red Bean" expresses Little red Bean with his friends, the hero's only wish is people eat him, but always fail. Each episode only 3-8 minutes with a funny story, people like watch it when then eating, it is interesting and also very cute.

<https://youtu.be/13Ycp0qccgk>

Week 3 Found Object

Context

Trough this video, nothing about story, I learned about plasticine is shapes well for stop motion. So I will choose plasticine as my materials for this week.

https://www.youtube.com/watch?v=_SoahbnYwRk

Reflective

In response to the theme of Found Object, I created two small cars out of Play-Doh, then took photos of each frame, composited them in PR and finally made a small stop-motion animation. It was a fun experiment for me to have two cars collide and then break into pieces. There are many similar stop-motion animations on Youtube, they are regular and fun and I found the pointless but interesting stuff a joy to make.

<https://youtu.be/Z9q-wbEitLo>

Week 4 Place


Context

For my context, this is Wat Sampran Dragon Temple in Bangkok. Huge and hit. I want to be a scene like that.



Reflective

In the response of place, I drew a painting using hand-drawing, I created a rich hovering island with a castle, coveted by evil dragons. The painting was made using only paper, pencil and black marker. I hope it can bring some reverie, and later have the opportunity to want to develop some interesting stories with this place. The similar dragon image comes from the movie "The Hobbit: The Desolation of Smaug" directed by Peter Jackson, in which the dragon character Smaug is a famous winged fire dragon in Middle-earth, the image of the dragon in this painting refers to the stills of Smaug to assist in painting. Related work and gave me the floating island inspiration is Studio Ghibli Miyazaki Castle in the sky (1986), the film is about the main character Hida and teenage Baloo, as well as pirates, the army, Muska and other adventures to find the city of Laputa in the sky. Castle in the sky" in the war with cold weapons, firearms and even with magic and full of futuristic high-tech weapons and other forms to show in front of the audience. It is a combination of multiple eras and elements, and the most important thing is that the concept of flying island triggered my creative motivation.



Week 5 Object Oriented Ontology

Context

In my context, I want make something funny with normal thing from refrigerator. I choose milk and cow, apple and apple tree, egg and chicken, if not human watching or living, what will their story be



Reflective

In response to the theme of object oriented ontology, I draw three paintings about cow and milk, apple and apple tree, chicken and egg. If this world never have human being, what kind of life they will live? If have chance I may create a series of animations about this theme. Similar works such as Hound (2016) by Georgia Kriss, this is a commend video from CPS class, that is very interesting about animal oriented ontology. Animal do weird thing but accord with their instinct, very imaginative and depart from the normal. Another related work is Animanimals: Octopus(2016) by Julia Ocker, this work show an Octopus is cooking, cute and suit the theme of this week.



CPS Reflective Video Link

<https://youtu.be/0LcwvwjnCKU>

CPS Folio2

Week 7 Time

Context


Context of this week, I have two ideas of capture sky's time, painting or picture. We have many time-lapse photography and video on internet, such like <https://youtu.be/F0B6EYcVnp4> (New Zealand Ascending - EXTENDED CUT | 8K60FPS) First idea, there are awesome record for real word, I want creat some painting to express different shape and color of cloud and sky. They are divided by morning、 noon and night or by hours. Another one idea is I will shoot some pictures to record one thing in 24hours and 60 minutes(to express how different in long time and short time)or something happen like water boils. Similar work in picture.

Annotation

In response to the theme of Time, I have drawn four backgrounds using procreate, with colours re presenting spring, summer, autumn and winter. The spring sky corresponds to a crisp blue with pu rple in the morning. The summer sky corresponds to midday and is a mint green with some crisp p ink. The autumn sky corresponds to the afternoon and is a fiery cloud-like colour of warm oranges and reds. The winter sky corresponds to the evening with black and inky blue, a cold feeling. On t hese backgrounds, which represent the seasons, morning and evening, I have used flipclip to creat e some animations that represent the passage of time. On the summer background, the flowers are in full bloom. On the autumn background is the process of falling leaves. On the winter backgroun d is the moon in its cloudiness. The process of all these things happening is recorded in time. Expl ain what time is with this video (<https://www.youtube.com/watch?v=R3tbVHIsKhs>), we can learn that the four seasons and morning, midday and evening were important measures of time for the a ncients.Related work is Time: "Four Seasons," The Seasons of the Year by StoryBots | Netflix Jr(<https://www.youtube.com/watch?v=NavWWM2iTEw>). This is a children's song MTV, in which flo wers are used for spring, snowflakes for winter, sun for summer and maple leaves for autumn. Thi s piece inspired me to choose colours and things that represent the seasons to illustrate the theme o f the passage of time.

This is my work

<https://www.youtube.com/watch?v=pd20GukSJQw>



Week8 Characters, environment and events

Context


Context from my desk, a totally desk of MAGI student. And I think make a illustration for ,y desk is very funny. The environment I will make, and the characters are all student of MAGI.



Annotation

In response to the theme of characters, environment and events, I made two illustrations of how a desk would look with and without light. The environment has a great impact on the character, different environments suit different characters, for example, a warm light-colored bunny in a colorful neon world is very inappropriate. Similar work is "Alike". Alike is an animated short film directed by Daniel Martínez Lara & Rafa Cano Méndez, the animation is about a father and his son, the father has his specific work environment and the son has his school, the environment and the characters are very suitable for this animation, so I also used it to create this desk. <https://www.youtube.com/watch?v=kQjtK32mGJQ&list=PLf2DjE5RH6X8jk06g0zpmCwjRCbXSV04a&index=5>





Week9 Rules and Forces

Context

1. Cannot use ipad or wacom
2. Cannot use color
3. Must have story to tell

Annotation

In response to the theme Rules and Forces, I created an illustration by pencil and paper to tell a story which everybody know. I was guided by three rules:

1. Cannot use ipad or wacom
2. Cannot use color
3. Must have story to tell

This illustration I wanted to tell the story by way of lines, which is the familiar story of Little Red Riding Hood. I was inspired by the illustration of lines that are not just meaningless things put together, but have a story. Similar works like this line illustration, keep traveling.



Reflective Text

In these 8 weeks CPS assignment, I think the most interesting theme is Rules and Forces. We design rules by ourselves to create works. Therefore, I took this opportunity to reflect my idea of conveying some moral or story through illustration in this work. At the same time, I believe that line, typesetting and information to be conveyed are very important elements for graphic design, so I formulated these three rules in object in the last week and created a work. By making Archival object, I re-created all my works into clip-art paintings. Since the proportion of works became smaller among many elements of clip-art paintings, I made them into a maze book through clip-art paintings. And use a Powerpoint presentation.

Archival object demo video

<https://youtu.be/5dhxv5FysiE>

Reflective Video


<https://youtu.be/CLEaA1Nt2KY>

Archival object in Google drive


<https://drive.google.com/file/d/1Xz8gHsmh6c7cMXxenhT0Kw0cZWI-jBpj/view?usp=sharing>

Archival object (Re-create Clip-art painting weekly)

Week1



Week 2



WEEK 2



Week3



9 787505 429161

Week4



Week5



Week7



Week 7

Week8



Week9



CPS MAZE




Xiying Yao
Eve
3729319

Direction for use



Try to found my object in remake project and click it

Ps: click original project on right bottom to return



Week1 CLUE

THEME: Observation

FORM: 3D model

INSPIRATION

ELEMENTS: My pet

Tony, a Thailand

betta/ Nomad(a

modeling app)



Week2 CLUE

THEME: Tinkering

FORM: 2D animation

INSPIRATION

**ELEMENTS: pearl/watermelon/banana
/FlipClip(a
animation app)**

Week3 CLUE

THEME: Found Object

**FORM: Stop motion
animation**

INSPIRATION

**ELEMENTS: Car/Plasti
cene**





Week4 CLUE

THEME: Place

FORM: Black and white drawing

INSPIRATION

**ELEMENTS: Dragon/
Castle/ Floating
island**

WEEK 5



Week 5 CLUE

THEME: **Object
Oncology**

FORM: **Four-frame
comic**

INSPIRATION

ELEMENTS: **milk/
cow/apple/chicken/e
gg/apple tree**



Week7 CLUE

THEME: Time

**FORM: Clour painting
& 2D animation**

INSPIRATION

ELEMENTS:Four

**searson/moon/flower
/fallen leaves/cloud**




Week 8 CLUE

THEME: Characters, environment and events

FORM: 2 Paintings
INSPIRATION

ELEMENTS: Computer desk/wacom/ipad/animation student




Week 9 CLUE

THEME: Rules and Forces

FORM: Paintings

INSPIRATION

ELEMENTS: Fairy tale/little red riding hood/line/black and white





FlipaClip









CPS Week 7
Xiying Yao
Eve
S3729319



