


# STUDIO 3

Yu Zhang - s3763983



# PERIOD

How do we talk about our menstruation?



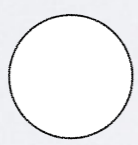
# MIND MAP

Who will I help?

What's it inquiry?

My Field?

Social Value?



**Inquiry :**  
Talk about the feeling of being a woman in period. Break the silence.

**My Field :**  
2D. Graphic.  
Visual. Storytelling.

**Value .**  
Speak out female's voice.  
Let world understand the feeling in period.  
Explane.  
Remove shame.  
Accept body.

**TOPIC**  
Female / Period  
The pain  
The shame  
The uncomfortable  
The history.  
It's about us

**My Interest in :**  
2D Animation  
Game Design  
Visual Illustration  
Storytelling

**Expected Out comes:**  
2D Animation  
Website  
Gameplay  
GLFs  
Game App.

**Practi-oners**  
"Hiss..."

**opportunities help :**  
- Female.  
- The world.

**"I hate it and I want to say it."**

**A Elephant in our society**

*Additional text in the drawing:*  
Period as a thing every female face in there daily life, its really rare to be explained well as "How it feels like". It feels like it is a stone hole in the space. I would like to use 2D animation to explore it. To resonate with other female, and let's people talk about the feeling of menstruation.

# RESEARCH

Women wearing white: Discourses of menstruation and the experience of menarche  
<https://journals.sagepub.com/doi/abs/10.1177/0959353512473812>

Menstruation across time: Menarche, menstrual attitudes, experiences, and behaviours  
<https://www.sciencedirect.com/science/article/abs/pii/S1049386704000799>

TheGirl God: A Feminist History of Menstruation by Metis  
<https://thegirlgod.blogspot.com/2015/02/a-feminist-history-of-menstruation-by.html>

The Menstrual Movement | Nadya Okamoto | TEDxPortland  
<https://www.youtube.com/watch?v=ncg2bw9s30M>


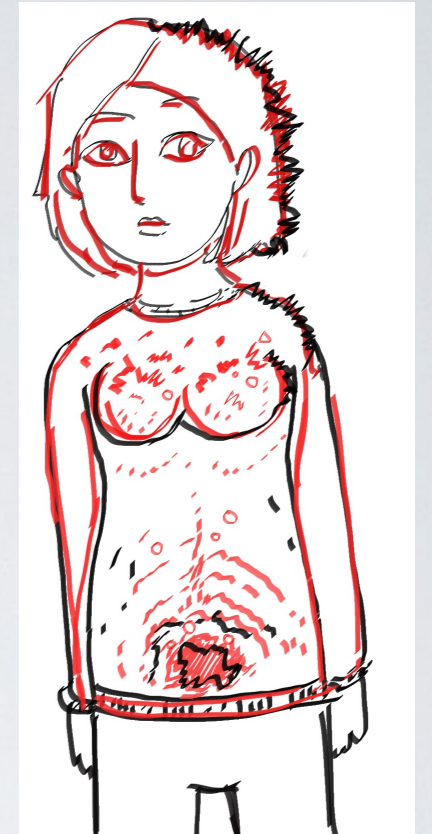

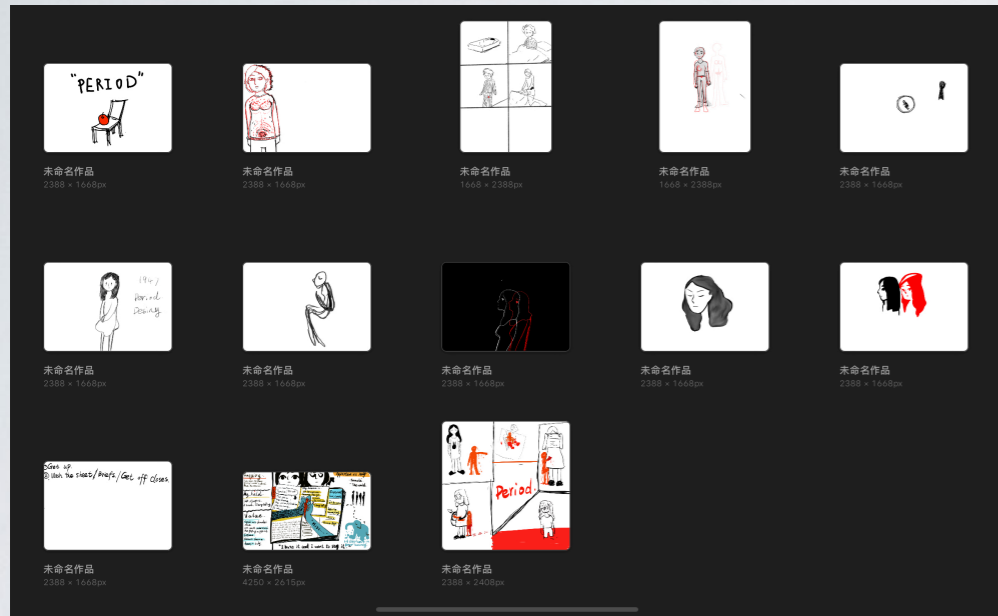
Walt Disney - The Story of Menstruation (1946 - Restored)  
<https://www.youtube.com/watch?v=bjIJZyoKRlg>



Walt Disney - The Story of Menstruation (1946 - Restored)

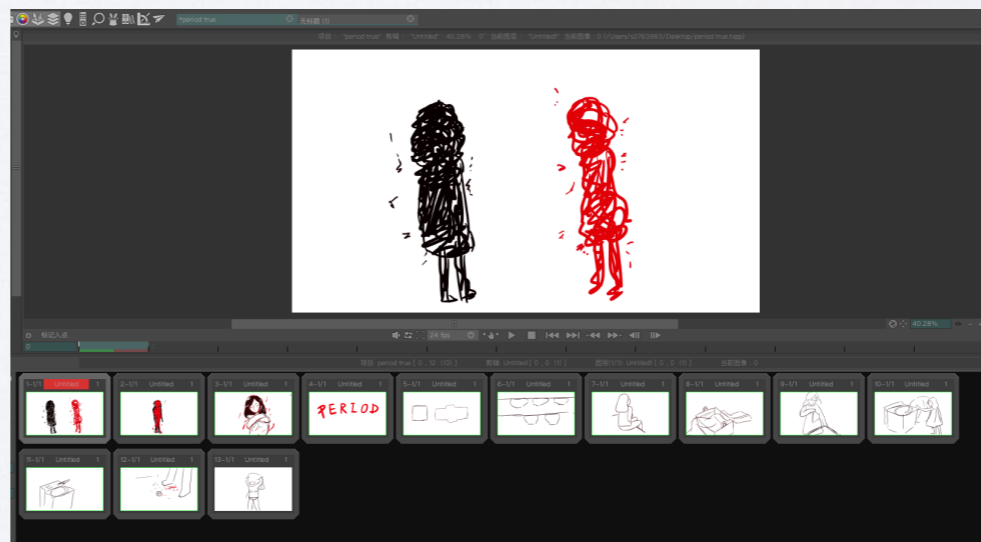






# SKETCH AND NARRATIVE




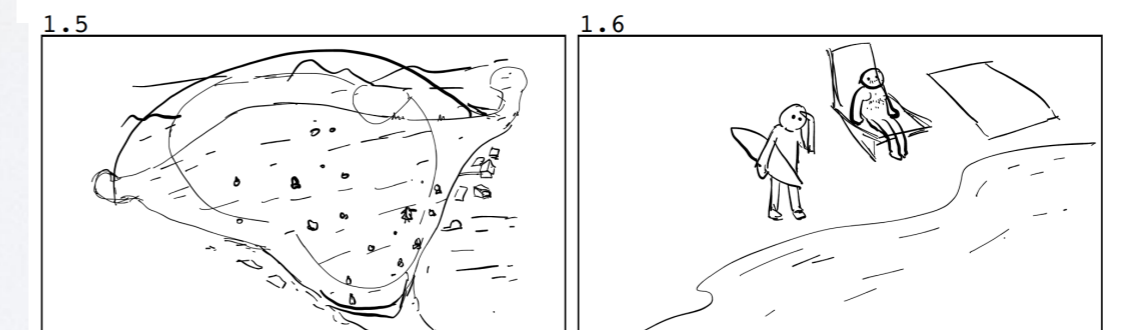
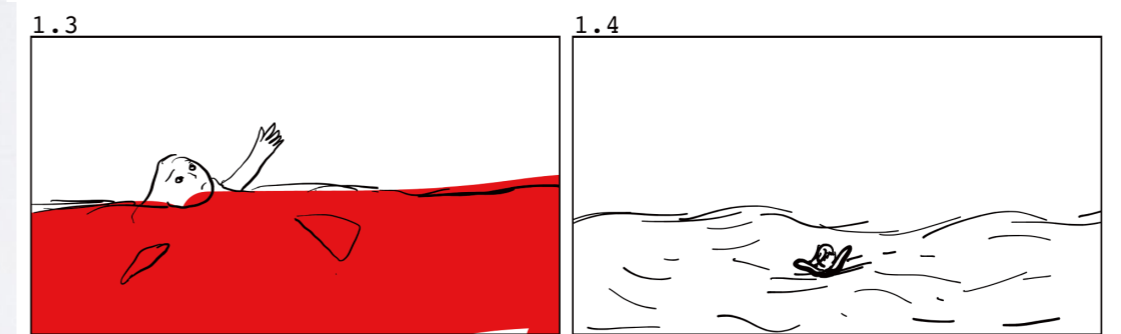
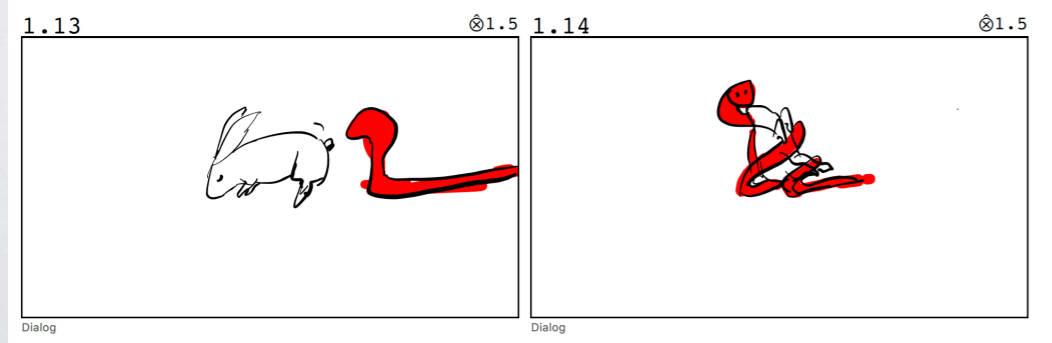
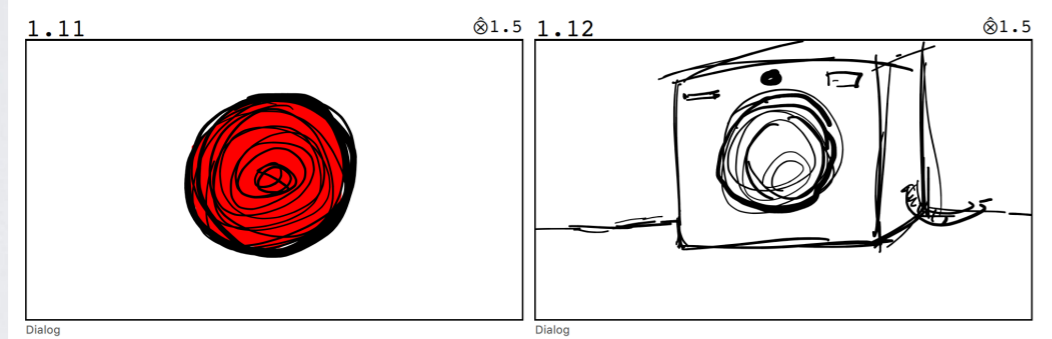
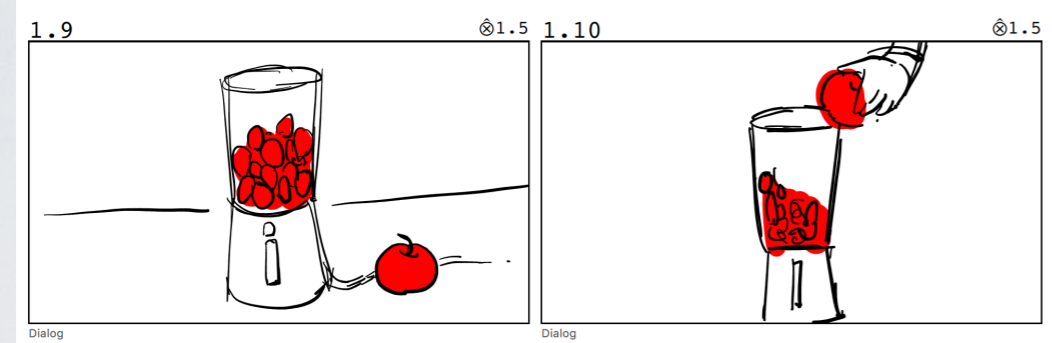
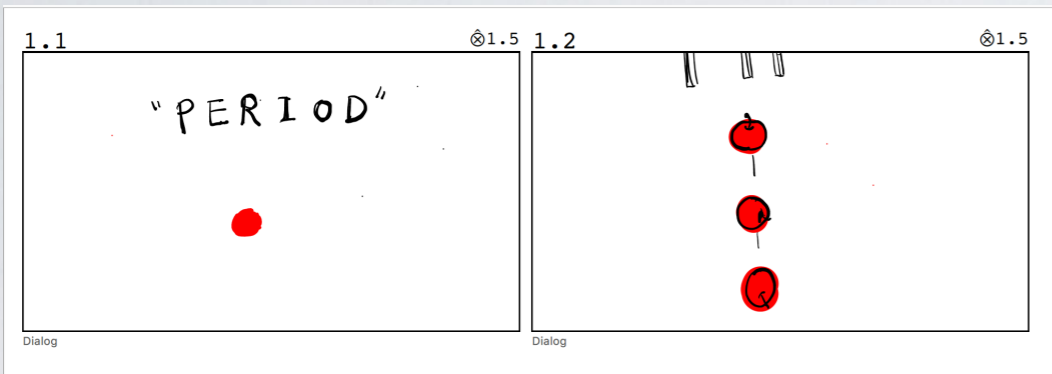
# STYLE GUIDE

Moodboard






# STORYBOARD I

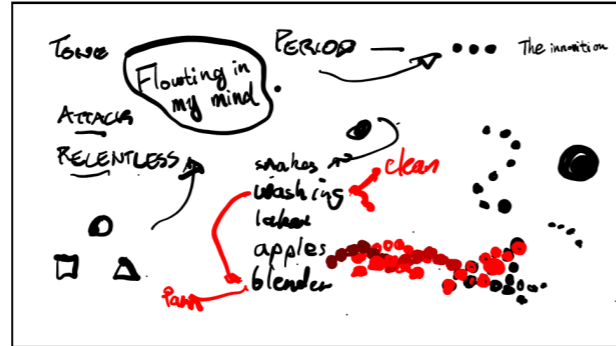


# MENTOR AND CHANGE

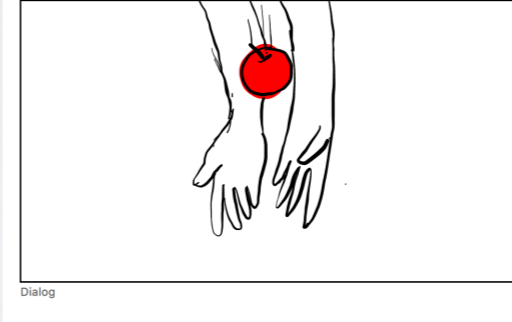
1.9



1.10




1.3



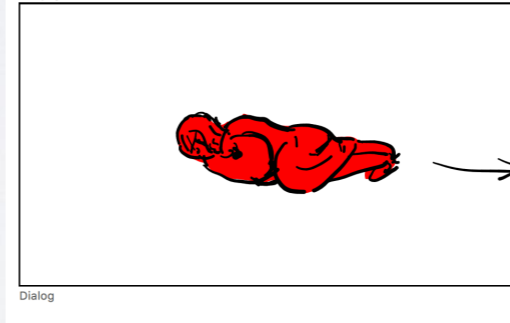
⊗1.5

1.4



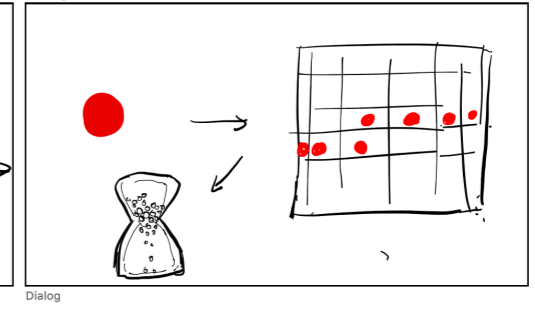
⊗1.5

1.7




⊗1.5

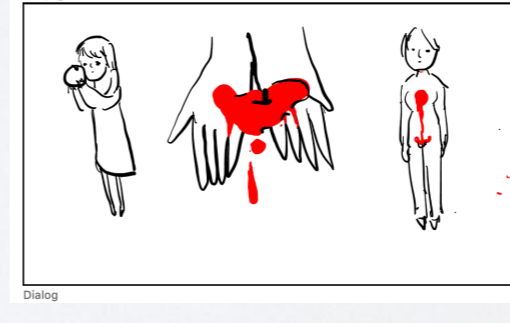
1.8



⊗1.5

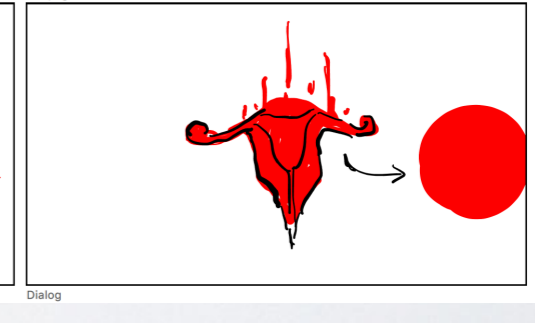


1.5



⊗1.5

1.6



⊗1.5




# WEEK 5

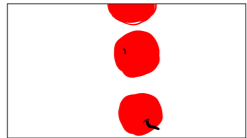
1.1




1.2



1.3



1.4



1.5



1.6



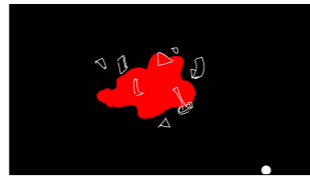
1.7




1.8



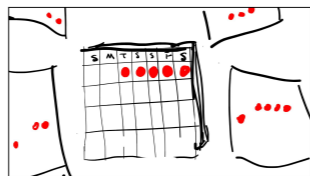
1.9




1.10




1.11



1.12



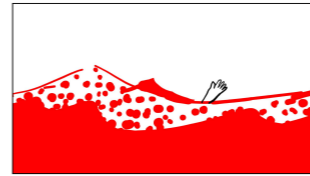
1.13




1.14



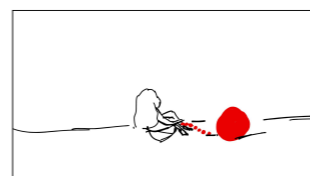
1.15




1.16



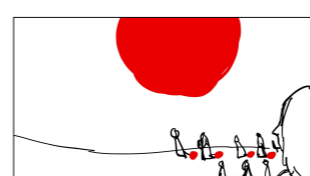
1.17



1.18




1.19



1.20




1.21




1.22



1.23



1.24



PERIOD



# TIMETABLE

A	B	C	D	E	F	G	H	I	J	K	L
Week 1		Week 2		Week 3		Week 4		Week 5		Week 6	
Mind map		Reserching		Mood board Storybparding		Storyboarding		Storyboarding		Making animation	
Week 7		Week 8		Week 9		Week 10		Week 11		Week 12	
Making animation		Making animation		Making animation		Finish animation		Adding music		Final submission	